

Nutrient Management Plan

J. Sargeant Reynolds Parham Campus

Prepared For:

Matthew E. Thompson Sr.
1651 E Parham Road
Richmond, VA 23285-5622
804-523-5795

Prepared By:

Christy F. Smith
3160 Jacobia Lane
Cape Charles, VA 23310
757-678-6129

Certification Code: 297

Total Acreage: 4.20

The purpose of this Nutrient Management Plan is to ensure minimum movement of nitrogen and phosphorus from the specified area of application to surface and groundwaters where they can potentially have a detrimental effect on water quality as well as ensuring that plants have optimum soil nutrient availability for good productivity and quality. By following this soil test based plan you are helping to protect local waters and the Chesapeake Bay.

If you have questions, please contact your plan writer, local Virginia Cooperative Extension



Nutrient Management Plan for: J. Sargeant Reynolds Parham Campus

Landowner Information	
Company Name	<i>J. Sargeant Reynolds Parham Campus</i>
Customer Name	<i>Matthew E. Thompson Sr.</i>
Mailing Address	<i>1651 E Parham Road</i>
City State Zip	<i>Richmond, VA 23285-5622</i>
Phone	<i>804-523-5795</i>
Email	<i>Mthompson@reynolds.edu</i>

Planners Informaiton	
Planner Name	<i>Christy F. Smith</i>
Mailing Address	<i>3160 Jacobia Lane</i>
City State Zip	<i>Cape Charles, VA 23310</i>
Phone	<i>757-678-6129</i>
Fax	<i>757-331-3957</i>
Email	<i>christy@smithagronomic.com</i>
Certification Code	<i>297</i>

Location Information	
Physical Address	<i>1701 East Parham Road</i>
City State Zip	<i>Richmond, VA 23228</i>
Coordinates	<i>37.64222222</i>
Please Use NAD 83 Deg Min Sec	<i>77.48027778</i>
VAHU6 Watershed Code	<i>JL18</i>
County	<i>Henrico</i>

Square Footage	
Total	<i>183,050.00</i>
Area 1	<i>35,400.00</i>
Area 2	<i>112,000.00</i>
Area 3	<i>35,650.00</i>
Area 4	<i>0.00</i>

Plan Start Date	<i>7/1/24</i>
Plan End Date	<i>6/30/27</i>

Planner Signature	<i>Christy F. Smith</i>
-------------------	-------------------------

Narrative

J. Sargeant Reynolds Parham Campus is located in Richmond, VA just off I-95 at exit 83 toward Richmond. Merge onto E. Parham Road via exit 83B which brings you to the campus at 1701 E. Parham Road. The watershed code is JL18. The campus was separated into three areas for soil testing, Campus East, West, and Middle, totaling 4.2 acres (183,050 sq ft). All buildings are extracted from the 183,050 sq ft of campus turf that is fertilized. Acreage was measured by computer. The turf type is Kentucky 31 and "contractor grass" (98% fescue) and perennial rye. Nutrient applications are usually made twice per year. Grounds maintenance is done in-house.

Campus West needs 1.5 tons/acre of lime.

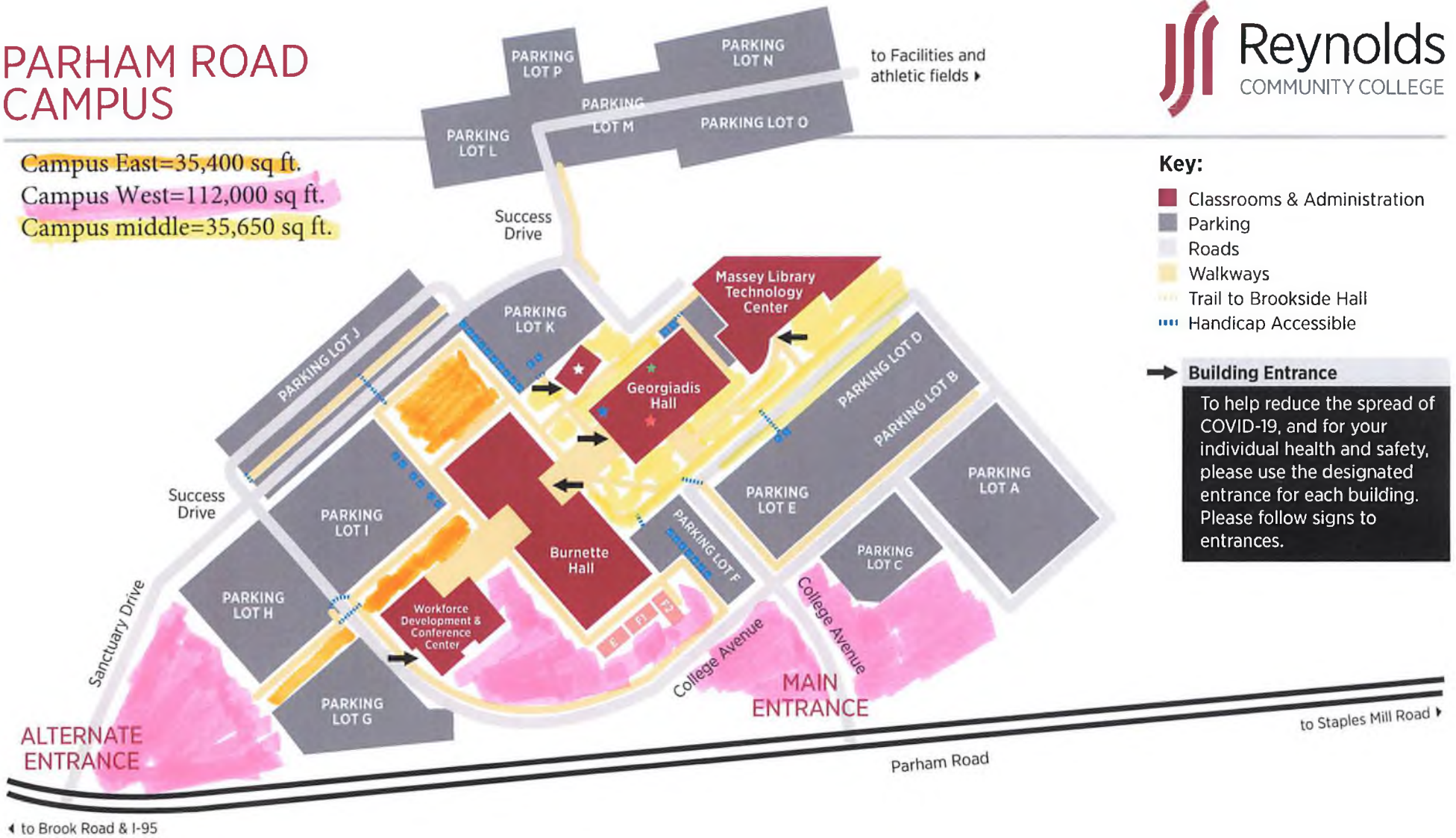
J. Sargeant Reynolds agrees to comply with all requirements set forth in the Nutrient Management Training and Certification Regulations, 4VAC5-15-10 et seq., and to follow recommendations for turf fertilization and management as described in the attached Virginia Nutrient Management Standards and Criteria, Revised July 2014. This includes implementing the Department of Conservation and Recreation's approved Nutrient Management Plan and maintaining fertilization records. This plan is effective for 3 years, expiring 6/30/2027 or until any major renovation or major changes to maintenance practices occur which effects the fertilized/lime areas.

Environmentally sensitive sites: There is a perennial stream that runs through the campus and to the west of the campus. All locations have sufficient buffer.

New soil's analysis required at least once every 3 years. Nutrient applications are prohibited on frozen/snow covered ground. 4VAC50-85-140.f.

PARHAM ROAD CAMPUS

Campus East=35,400 sq ft.
 Campus West=112,000 sq ft.
 Campus middle=35,650 sq ft.



- Key:**
- Classrooms & Administration
 - Parking
 - Roads
 - Walkways
 - Trail to Brookside Hall
 - Handicap Accessible

→ Building Entrance

To help reduce the spread of COVID-19, and for your individual health and safety, please use the designated entrance for each building. Please follow signs to entrances.

ALTERNATE ENTRANCE

MAIN ENTRANCE

Workforce Development & Conference Center

- Advancement.....200
- CCWA.....103
- Conference Center Gallery...Main Level
- Financial Operations.....202
- Human Resources.....121
- Office of the President.....210

Burnette Hall

- Campus Café..... Main Level
- Campus Police.....100
- School of Business.....112
- School of Humanities & Social Sciences.....220
- School of Mathematics, Science & Engineering.....177

Georgiadis Hall

- Registrar's Office.....207
- Business Office.....B001
- ★ Campus Store.....102
- Student Support Services.....200
- ★ Advising Services.....100
- Financial Aid.....202
- Gym & Fitness Studio.....B010
- Julian's Café.....Main Level
- Math Central+.....206

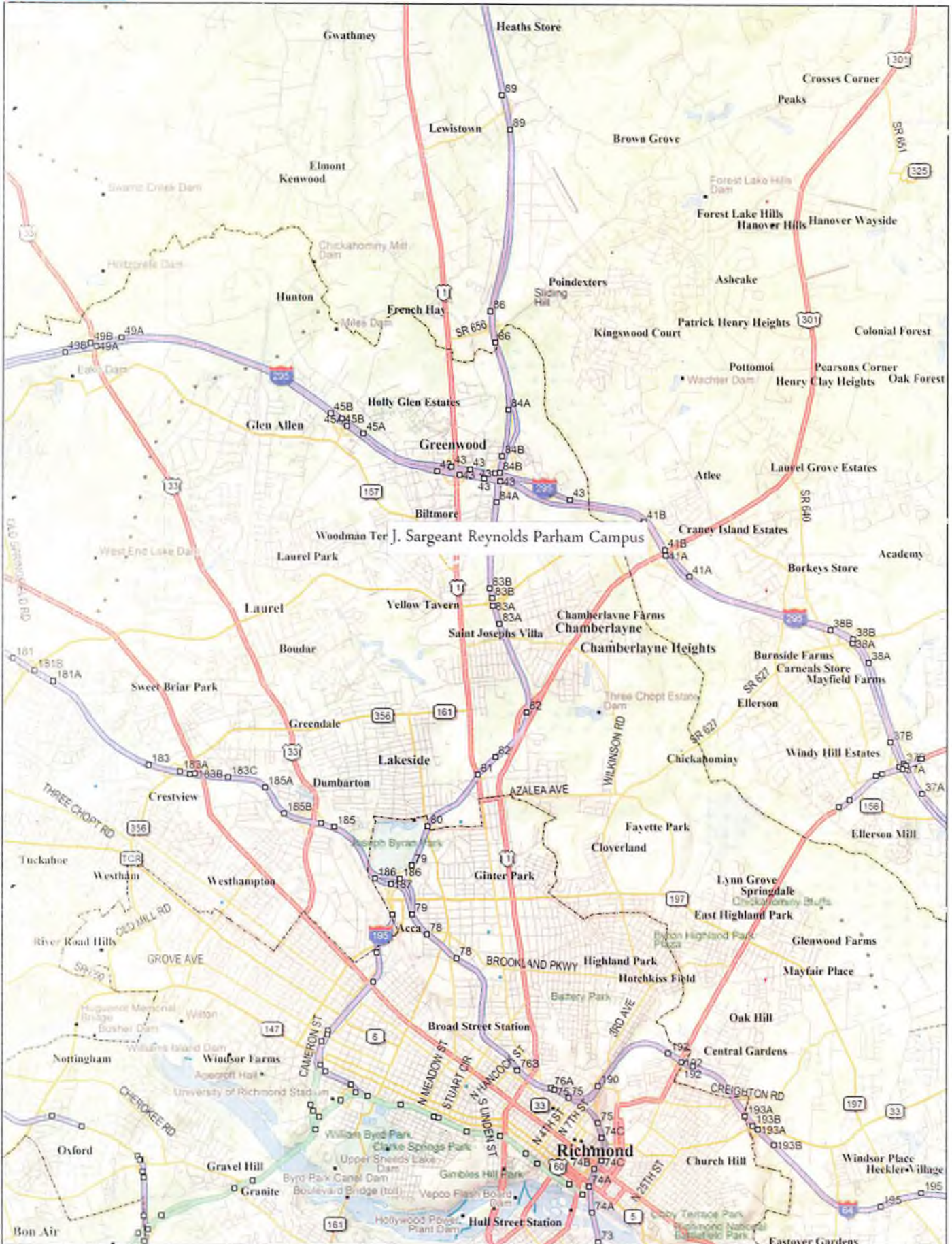
- Student Accommodations.....101
- Student Life.....Mezzanine
- ★ Testing Center.....104
- Veterans Resource Center.....237

Massey Library Technology Center

- Library.....103
- Lipman Auditorium.....108
- Meeting Room.....138
- Tutoring Services.....B05

☆ **Welcome Center**

- Admissions and Campus Tours



Virginia Cooperative Extension

Soil Test Report

Questions? Contact:
 Henrico County Office
 8600 Dixon Powers Drive
 P O Box 90775
 Richmond, VA 23273-0775
 804-501-5160

Virginia Tech Soil Testing Laboratory
 145 Smyth Hall (0465)
 185 Ag Quad Ln
 Blacksburg, VA 24061
 www.soiltest.vt.edu

SEE NOTES:
1 3
 at www.soiltest.vt.edu under Report Notes

O
W
N
E
R

SMITHAG AND ENVIRONMENTAL INC
3160 JACOBIA LANE

C F
O O
P R
Y

CAPE CHARLES, VA 23310

SAMPLE HISTORY

Sample ID	Field ID	LAST CROP		LAST LIME APPLICATION		SOIL INFORMATION				
		Name	Yield	Months Prev.	Tons/Acre	SMU-1 %	SMU-2 %	SMU-3 %	Yield Estimate	Productivity Group
PAR11	PARHAM									III

LAB TEST RESULTS (see Note 1)

Analysis	P (lb/A)	K (lb/A)	Ca (lb/A)	Mg (lb/A)	Zn (ppm)	Mn (ppm)	Cu (ppm)	Fe (ppm)	B (ppm)	S.Salts (ppm)
Result	21	174	1568	294	4.4	13.3	0.2	12.5	0.3	
Rating	M	M+	H-	VH	SUFF	SUFF	SUFF	SUFF	SUFF	

Analysis	Soil pH	Buffer Index	Est.-CEC (meq/100g)	Acidity (%)	Base Sat. (%)	Ca Sat. (%)	Mg Sat. (%)	K Sat. (%)	Organic Matter (%)
Result	5.7	6.19	6.6	18.9	81.1	59.4	18.4	3.4	

FERTILIZER AND LIMESTONE RECOMMENDATIONS

Crop: Native or Unimproved Pasture (42)

Lime, TONS/AC		Fertilizer, lb/A	
Amount	Type	N	P2O5 K2O
1.5	AG	See Comment	80 40

825. If stand contains less than 25 percent clover, apply 40-60 lbs N/A.

131. If additional production is needed later on, apply 40 to 60 lbs/A of N during the grazing season. If you are planning to overseed a legume into the stand, omit the N recommendation.

123. P2O5 and K2O recommendations are for single applications made every 3 to 4 years. After this time, soils should be re-tested.

991. "Explanation of Soil Tests, Note 1" and other referenced notes are viewable at www.soiltest.vt.edu under Report Notes.

Virginia Cooperative Extension

Soil Test Report

Questions? Contact:
Henrico County Office
8600 Dixon Powers Drive
P O Box 90775
Richmond, VA 23273-0775
804-501-5160

Virginia Tech Soil Testing Laboratory
145 Smyth Hall (0465)
185 Ag Quad Ln
Blacksburg, VA 24061
www.soiltest.vt.edu

SEE NOTES:
1 3
 at www.soiltest.vt.edu under Report Notes

O W N E R
SMITHAG AND ENVIRONMENTAL INC
3160 JACOBIA LANE
CAPE CHARLES, VA 23310

C F
O O
P R
Y

SAMPLE HISTORY

Sample ID	Field ID	LAST CROP		LAST LIME APPLICATION		SOIL INFORMATION				
		Name	Yield	Months Prev.	Tons/Acre	SMU-1 %	SMU-2 %	SMU-3 %	Yield Estimate	Productivity Group
PAR M	PARHAM									III

LAB TEST RESULTS (see Note 1)

Analysis	P (lb/A)	K (lb/A)	Ca (lb/A)	Mg (lb/A)	Zn (ppm)	Mn (ppm)	Cu (ppm)	Fe (ppm)	B (ppm)	S.Salts (ppm)
Result	64	244	2632	184	4.8	15.8	0.4	25.5	0.5	
Rating	H	H	VH	H	SUFF	SUFF	SUFF	SUFF	SUFF	

Analysis	Soil pH	Buffer Index	Est.-CEC (meq/100g)	Acidity (%)	Base Sat. (%)	Ca Sat. (%)	Mg Sat. (%)	K Sat. (%)	Organic Matter (%)
Result	6.4	6.39	7.7	0.8	99.2	85.3	9.8	4.1	

FERTILIZER AND LIMESTONE RECOMMENDATIONS

Crop: Native or Unimproved Pasture (42)

Lime, TONS/AC	
Amount	Type
0	

Fertilizer, lb/A		
N	P2O5	K2O
See Comment	0	0

825. If stand contains less than 25 percent clover, apply 40-60 lbs N/A.

131. If additional production is needed later on, apply 40 to 60 lbs/A of N during the grazing season. If you are planning to overseed a legume into the stand, omit the N recommendation.

123. P2O5 and K2O recommendations are for single applications made every 3 to 4 years. After this time, soils should be re-tested.

991. "Explanation of Soil Tests, Note 1" and other referenced notes are viewable at www.soiltest.vt.edu under Report Notes.

Virginia Cooperative Extension

Soil Test Report

Questions? Contact:
 Henrico County Office
 8600 Dixon Powers Drive
 P O Box 90775
 Richmond, VA 23273-0775
 804-501-5160

Virginia Tech Soil Testing Laboratory
 145 Smyth Hall (0465)
 185 Ag Quad Ln
 Blacksburg, VA 24061
 www.soiltest.vt.edu

SEE NOTES:
1 3
 at www.soiltest.vt.edu under Report Notes

OWNER

SMITHAG AND ENVIRONMENTAL INC
 3160 JACOBIA LANE

C F
O O
P R
Y

CAPE CHARLES, VA 23310

SAMPLE HISTORY

Sample ID	Field ID	LAST CROP		LAST LIME APPLICATION		SOIL INFORMATION				
		Name	Yield	Months Prev.	Tons/Acre	SMU-1 %	SMU-2 %	SMU-3 %	Yield Estimate	Productivity Group
PAR E	PARHAM									III

LAB TEST RESULTS (see Note 1)

Analysis	P (lb/A)	K (lb/A)	Ca (lb/A)	Mg (lb/A)	Zn (ppm)	Mn (ppm)	Cu (ppm)	Fe (ppm)	B (ppm)	S.Salts (ppm)
Result	33	209	2016	238	11.5	12.5	0.9	24.4	0.3	
Rating	M+	H-	H+	VH	SUFF	SUFF	SUFF	SUFF	SUFF	

Analysis	Soil pH	Buffer Index	Est.-CEC (meq/100g)	Acidity (%)	Base Sat. (%)	Ca Sat. (%)	Mg Sat. (%)	K Sat. (%)	Organic Matter (%)
Result	6.1	6.26	7.1	11.7	88.3	70.8	13.8	3.8	

FERTILIZER AND LIMESTONE RECOMMENDATIONS

Crop: Native or Unimproved Pasture (42)

Lime, TONS/AC	
Amount	Type
0	

Fertilizer, lb/A		
N	P2O5	K2O
See Comment	40	0

825. If stand contains less than 25 percent clover, apply 40-60 lbs N/A.

131. If additional production is needed later on, apply 40 to 60 lbs/A of N during the grazing season. If you are planning to overseed a legume into the stand, omit the N recommendation.

123. P2O5 and K2O recommendations are for single applications made every 3 to 4 years. After this time, soils should be re-tested.

991. "Explanation of Soil Tests, Note 1" and other referenced notes are viewable at www.soiltest.vt.edu under Report Notes.

Standards and Criteria

Section VI. Turfgrass Nutrient Recommendations for Home Lawns, Office Parks, Public Lands and Other Similar Residential/Commercial Grounds

Definitions

For the purposes of this section, the following definitions, as presented by the Association of American Plant Food Control Officials (AAPFCO), apply:

“Enhanced efficiency fertilizer” describes fertilizer products with characteristics that allow increased plant nutrient availability and reduce the potential of nutrient losses to the environment when compared to an appropriate reference product.

“Slow or controlled release fertilizer” means a fertilizer containing a plant nutrient in a form which delays its availability for plant uptake and use after application, or which extends its availability to the plant significantly longer than a reference “rapidly available nutrient fertilizer” such as ammonium nitrate, urea, ammonium phosphate or potassium chloride. A slow or controlled release fertilizer must contain a minimum of 15 percent slowly available forms of nitrogen.

“Water soluble nitrogen”, “WSN” and “readily available nitrogen” means: Water soluble nitrogen in either ammonical, urea, or nitrate form that does not have a controlled release, or slow response.

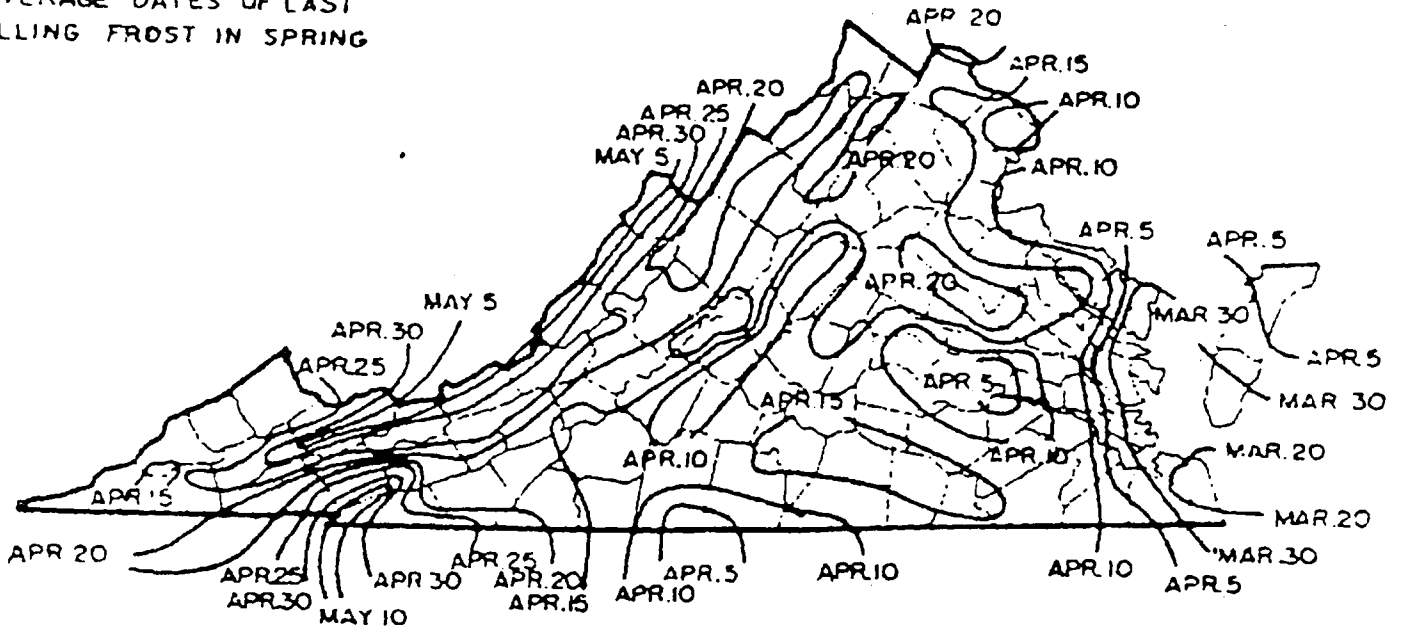
Recommended Season of Application For Nitrogen Fertilizers - Applies to all Turf

A nitrogen fertilization schedule weighted toward fall application is recommended and preferred for agronomic quality and persistence of cool season turfgrass; however, the acceptable window of applications is much wider than this for nutrient management. The nutrient management recommended application season for nitrogen fertilizers to cool season turfgrasses begins six weeks prior to the last spring average killing frost date and ends six weeks past the first fall average killing frost date (see Figures 6-1 & 6-2). Applications of nitrogen during the intervening late fall and winter period should be avoided due to higher potential leaching or runoff risk, but where necessary, apply no more than 0.5 pounds per 1,000 ft² of water soluble nitrogen within a 30 day period. Higher application rates may be used during this late fall and winter period by using materials containing slowly available sources of nitrogen, if the water soluble nitrogen contained in the fertilizer does not exceed the recommended maximum of 0.5 pounds per 1,000 ft² rate. Do not apply nitrogen or phosphorus fertilizers when the ground is frozen.

The acceptable nitrogen fertilizer application season for non-overseeded warm season turfgrass begins no earlier than the last spring average killing frost date and ends no later than one month prior to the first fall average killing frost date (see Figures 6-1 & 6-2).

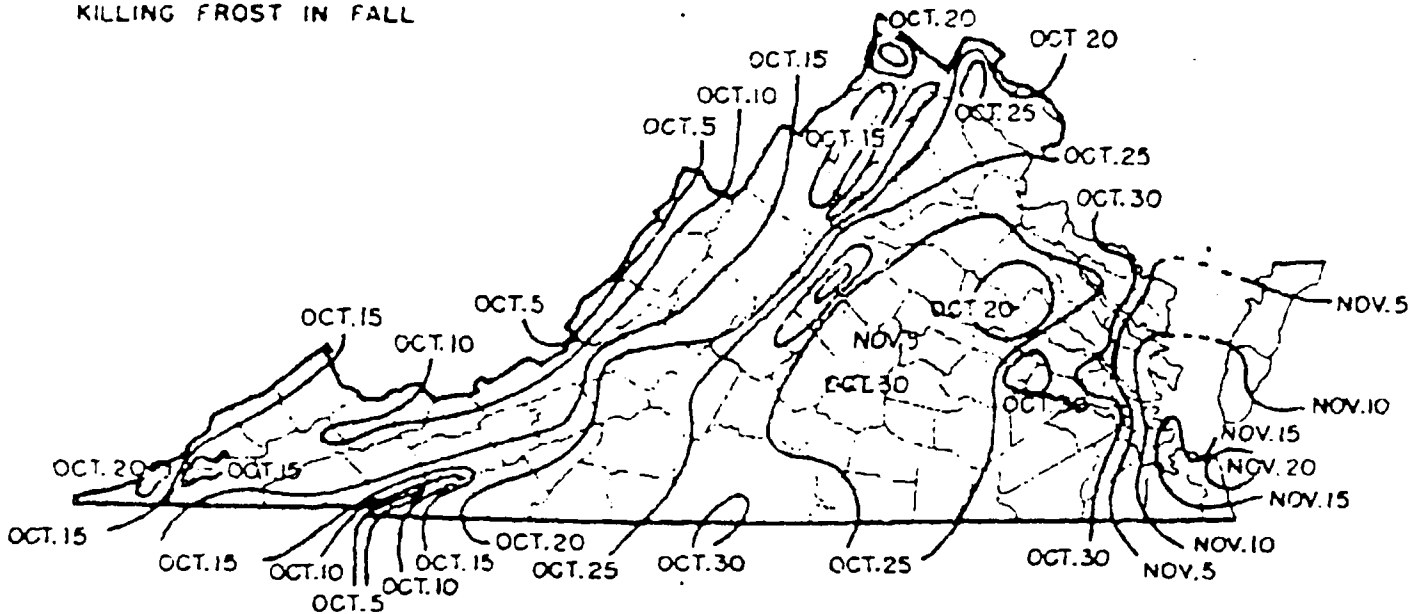
VIRGINIA

AVERAGE DATES OF LAST
KILLING FROST IN SPRING



VIRGINIA

AVERAGE DATES OF FIRST
KILLING FROST IN FALL



Per Application Rates

Do not apply more than 0.7 pounds of water soluble nitrogen per 1,000 ft² within a 30 day period. For cool season grasses, do not apply more than 0.9 pounds of total nitrogen per 1,000 ft² within a 30 day period. For warm season grasses, do not apply more than 1.0 pounds of total nitrogen per 1,000 ft² within a 30 day period. Lower per application rates of water soluble nitrogen sources or use of slowly available nitrogen sources should be utilized on very permeable sandy soils, shallow soils over fractured bedrock, or areas near water wells.

Annual Application Rates for Home Lawns and Commercial Turf

Up to 3.5 pounds per 1,000 ft² of nitrogen may be applied annually to cool season grass species or up to 4 pounds per 1,000 ft² may be applied annually to warm season grass species using 100 percent water soluble nitrogen sources. Lower rates of nitrogen application may be desirable on those mature stands of grasses that require less nitrogen for long-term quality. As a result, lower application rates will probably be more suited to the fine leaf fescues (hard fescue, chewings fescue, creeping red fescue, and sheep fescue) and non-overseeded zoysiagrass. Lower rates should also be used on less intensively managed areas.

Use of Slowly Available Forms of Nitrogen

For slow or controlled release fertilizer sources, or enhanced efficiency fertilizer sources, no more than 0.9 pounds of nitrogen per 1,000 ft² may be applied to cool season grasses within a 30 day period and no more than 1.0 pounds of nitrogen per 1,000 ft² may be applied to warm season grasses within a 30 day period. Provided the fertilizer label guarantees that the product can be used in such a way that it will not release more than 0.7 pounds of nitrogen per 1,000 ft² in a 30 day period, no more than 2.5 pounds of nitrogen per 1,000 ft² may be applied in a single application. Additionally, total annual applications shall not exceed 80 percent of the annual nitrogen rates for cool or warm season grasses.

Phosphorus and Potassium Nutrient Needs (Established Turf)

Apply phosphorus (P₂O₅) and potassium (K₂O) fertilizers as indicated necessary by a soil test using the following guidelines:

<u>Soil Test Level</u>	<u>Nutrient Needs (lbs /1000 ft²) *</u>	
	<u>P₂O₅</u>	<u>K₂O</u>
L	2-3	2-3
M	1-2	1-2
H	0.5-1	0.5-1
VH	0	0

* For the lower soil test level within a rating, use the higher side of the range and for higher soil test level within a rating use the lower side of the recommendation range. (For example the recommendation for a P₂O₅ soil test level of L- would be 3 pounds per 1,000 ft².)

Do not use high phosphorus ratio fertilizers such as 10-10-10 or 5-10-10, unless soil tests indicate phosphorus availability below the M+ level.

Recommendations for Establishment of Turf

These recommendations are for timely planted turfgrass, that is, the seed or vegetative material (sod, plugs, and /or sprigs), are planted at a time of the year when temperatures and moisture are adequate to maximize turfgrass establishment. These recommended establishment periods would be late summer to early fall for cool-season turfgrasses and late spring through mid-summer for warm-season turfgrasses.

Nitrogen Applications

At the time of establishment, apply no more than 0.9 pounds per 1,000 ft² of total nitrogen for cool season grasses or 1.0 pounds per 1,000 ft² of total nitrogen for warm season grasses, using a material containing slowly available forms of nitrogen, followed by one or two applications beginning 30 days after planting, not to exceed a total of 1.8 pounds per 1,000 ft² total for cool season grasses and 2.0 pounds per 1,000 ft² for warm season grasses for the establishment period. Applications of WSN cannot exceed more than 0.7 pounds per 1,000 ft² within a 30 day period.

Phosphorus and Potassium Recommendations for Establishment

<u>Soil Test Level</u>	<u>Nutrient Needs (lbs /1000 ft²) *</u>	
	<u>P₂O₅</u>	<u>K₂O</u>
L	3-4	2-3
M	2-3	1-2
H	2-1	0.5-1
VH	0	0

* For the lower soil test level within a rating, use the higher side of the range and for higher soil test level within a rating use the lower side of the recommendation range.

